



Microbiology Waste





Lab	Analysis	Bottle	Bottle Name	Preservative	Sampling Instructions	Storage Instructions	Minimum Sample Required, Exceptional Circumstances only
Micro Chemistry	Turbidity		1L PET Bottle	None	Rinse once with water to be sampled and fill completely	Refrigerate at 5±3°C	100mL
Pathogens	Salmonella		150mL Sterilin Pot	None	Do not rinse	Refrigerate at 5±3°C	10mL/10g
	Microbiology in Sludge						
Micro	Microbiology in Waste Water		150mL Sterilin Pot	None	Do not rinse	Refrigerate at 5±3°C	100mL
Pathogens	Filamentous Bacteria		60mL Sterilin Pot	None	Fill to between 30-40mL, to ensure there is a headspace	Refrigerate at 5±3°C	30-40mL




Indicates a critical sample - Analysis will be cancelled if sampling criteria is not met

Microbiology Potables

Lab	Analysis	Bottle	Bottle Name	Preservative	Sampling Instructions	Storage Instructions	Minimum Sample Required, Exceptional Circumstances only
Micro Chemistry	Potable Shorts		1L PET Bottle	None	Rinse once with water to be sampled and fill completely	Refrigerate at 5±3°C	300mL
	Fluoride						50mL
	Taste and Odour						1L, requires separate bottle
	Colour						100mL
	Chlorine						100mL
Micro Chemistry	Taste and Odour (Compliance)		1L Clear Glass with Red Tag	None	Rinse once with water to be sampled and fill completely	Refrigerate at 5±3°C	1L
Crypto	Cryptosporidium QA		10L Plastic Bottle	None	Fill completely	Refrigerate at 5±3°C	10L
Crypto	Raw Cryptosporidium QA		10L Plastic Bottle (Red Stripe)	None	Fill completely	Refrigerate at 5±3°C	10L





Crypto	Cryptosporidium		300mL PET Pot and Crypto Filter Unit	None	None	Refrigerate at 5±3°C	10L, see 10L Plastic Bottle
---------------	-----------------	---	--------------------------------------	------	------	----------------------	-----------------------------


Lab	Analysis	Bottle	Bottle Name	Preservative	Sampling Instructions	Storage Instructions	Minimum Sample Required, Exceptional Circumstances only
Micro	Algae		1L PET Bottle	None	Do not rinse, fill to 500mL, to ensure that there is a headspace	Refrigerate at 5±3°C	500mL, requires separate bottle
Micro	Chlorophyll		1L Green Plastic Bottle	None	Do not rinse. Fill bottle leaving roughly an inch of headspace	Refrigerate at 5±3°C	1L
Micro	Treated Bacteriological Analysis		350mL Sterile Plastic Bottle	Contains 1.8% Sodium Thiosulphate	Check that the sterile seal is still intact and in date. Do not rinse. Fill to within 15mm of the top. Label the bottle to indicate the required tests - Coliforms and TVCs: Leave Blank	Refrigerate at 5±3°C	350mL - Standard tests from this bottle include Total Viable Counts and Coliforms. If additional tests are required, use the 500mL sterile plastic bottle if possible. Additional tests may be added to this bottle under exceptional circumstances
Micro	Raw Bacteriological Analysis		350mL Sterile Plastic Bottle	Contains 1.8% Sodium Thiosulphate	Check that the sterile seal is still intact and in date. Do not rinse. Fill to within 15mm of the top. Label the bottle to indicate the required tests - Coliforms and TVCs: Leave Blank	Refrigerate at 5±3°C	350mL - Standard tests from this bottle include Total Viable Counts and Coliforms. If additional tests are required, use the 500mL sterile plastic bottle if possible. Additional tests may be added to this bottle under exceptional circumstances




<p>Micro</p>	<p>Treated Bacteriological Analysis</p>		<p>500mL Sterile Plastic Bottle</p>	<p>Contains 1.8% Sodium Thiosulphate</p>	<p>Check that the sterile seal is still intact and in date. Do not rinse. Fill to within 15mm of the top. Label the bottle to indicate the required tests - Coliforms and TVCs: Leave Blank Enterococci: add "FS" Clostridia: add "CLOS" All of the above: Label with a Star. Pseudomonas: add "PS"</p>	<p>Refrigerate at 5±3°C</p>	<p>500mL</p>
<p>Micro</p>	<p>Raw Bacteriological Analysis</p>		<p>500mL Sterile Plastic Bottle</p>	<p>Contains 1.8% Sodium Thiosulphate</p>	<p>Check that the sterile seal is still intact and in date. Do not rinse. Fill to within 15mm of the top. Label the bottle to indicate the required tests - Coliforms and TVCs: Leave Blank Enterococci: add "FS" Clostridia: add "CLOS" All of the above: Label with a Star. Pseudomonas: add "PS"</p>	<p>Refrigerate at 5±3°C</p>	<p>500mL</p>
<p>Pathogens</p>	<p>Legionella</p>		<p>1L Sterile Plastic Bottle</p>	<p>Contains 1.8% Sodium Thiosulphate</p>	<p>Check that the sterile seal is still intact and in date. Do not rinse. Fill to within 15mm of the top</p>	<p>Keep out of direct sunlight. Store at ambient temperatures</p>	<p>1L</p>

Indicates a critical sample - Analysis will be cancelled if sampling criteria is not met


Organics Potables

Lab	Analysis	Bottle	Bottle Name	Preservative	Sampling Instructions	Storage Instructions	Minimum Sample Required, Exceptional Circumstances only
Organics	Oxyhalides		30mL TOC Tube (with ethylenediamine and date stamp)	Pre-fixed with ethylenediamine	Do not rinse. Fill to the neck.	Refrigerate at 5±3°C	2mL
Organics	Pesticides: Acid Herbs		500mL PET Bottle with Blue Lid	Contains Sodium Thiosulphate, this can be added at the laboratory	Do not rinse. Fill bottle completely to exclude air	Refrigerate at 5±3°C	50mL
	Pesticides: Alkali Herbs						
	LCMS Target Screen						
	LCMS Daily						
Organics	GCMS		1L Wideneck Glass Bottle	None	Separate bottle required. Rinse with water to be sampled. Fill completely. Do not use bottles with "F" on cap.	Refrigerate at 5±3°C	100mL
	Hydrocarbons (Not C6-C40 TPH)						100mL
Organics	Geosmin Tritium		500mL PET Bottle	None	Rinse with water to be sampled. Fill completely	Refrigerate at 5±3°C	50mL




Organics	Iodate/Iodide		30mL TOC Tube with Geen Lid	None	Do not rinse. Fill to the neck.	Refrigerate at 5±3°C	5mL
-----------------	---------------	---	-----------------------------	------	---------------------------------	----------------------	-----

Lab	Analysis	Bottle	Bottle Name	Preservative	Sampling Instructions	Storage Instructions	Minimum Sample Required, Exceptional Circumstances only
Organics	VOC		40mL Amber Glass Vial	Contains Sodium Thiosulphate	Do not rinse. Fill bottle to the top (ensuring there is no headspace). Ensure the seal is correctly placed inside the lid with the PTFE coated side in contact with the sample lid.	Refrigerate at 5±3°C	10mL
	1,2 DCE						10mL
	Benzene						
	BTEX						
	Haloforms						
Organics	PFAS 47		x2 STL 024	None	Do not rinse. Fill bottle to shoulder. Separate bottle required per test. See ALS guidance note.	Refrigerate at 5±3°C	x2 full containers
Organics	Organochlorine Pesticides		500ml Amber Glass	Contains Sodium Thiosulphate	Do not rinse. Fill bottle completely to exclude air. Separate bottle required per test.	Refrigerate at 5±3°C	400ml
Organics	PAH						500ml
Organics	Microcystins						500ml

External Organics	Acrylamide		500mL Amber Glass Bottle ALS Bottle ALS058	Contains Sodium Thiosulphate 0.5ml of 18mg/l	Do not rinse. The bottles are date sampled and must be used by the expiry date shown. Fill to top. Separate bottle required for each test.	Refrigerate at 5±3°C	500mL
	Organochlorine Pesticides Method WPC50						500mL
	T&O Bromophenol Compounds Method WPC66						500mL
External Organics	Chlorophenols WPC70		100ml Amber Glass Bottle ALS060	Contains 0.1mg of 3% (w/v) Ascorbic Acid Solution	Do not rinse. The bottles are date sampled and must be used by the expiry date shown. Fill to top.	Refrigerate at 5±3°C	100mL
External Organics	DEHP		30ml Amber Glass ALS Bottle STL90	None	-	Refrigerate at 5±3°C	30mL
External Organics	SVOC						
External Organics	Organotins		500mL Clear Glass Bottle ALS Bottle STL17	None	Do not rinse. Fill bottle to the top	Refrigerate at 5±3°C	500mL
	PCPs						

External Organics	Alkyphenols		250ml Clear Glass Bottle STL47	12.5ml of 6.25% 2-Chloroacetamide in methanol	Fill bottle to the top	Refrigerate at 5±3°C	250mL
-------------------	-------------	---	-----------------------------------	--	------------------------	----------------------	-------



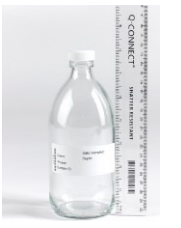
Indicates a critical sample - Analysis will be cancelled if sampling criteria is not met

Lab	Analysis	Bottle	Bottle Name	Preservative	Sampling Instructions	Storage Instructions	Minimum Sample Required, Exceptional Circumstances only
External Organics	Glyphosphate		125mL HDPE Plastic Round Bottle	Contains 0.125mL of 18mg thiosulphate	The bottles are date stamped and must be used by the expiry date shown. Slowly fill bottle to neck	Refrigerate at 5±3°C	125mL
	Quats Chlormequat Cation						125mL
External Organics	Phenols		60mL Phenol Pot ALS Bottle STL70	0.2ml of 50% (v/v) Hydrochloric Acid solution	The bottles are date stamped and must be used by the expiry date shown. Do not rinse. Fill completely	Refrigerate at 5±3°C	60mL
External Organics	Epichlorohydrin		40ml Amber Vial ALS Bottle STL53 x 2	0.3ml 1% (w/v) Sodium Thiosulphate solution	The bottles are date stamped and must be used by the expiry date shown. Do not rinse. Fill bottle to the top (ensuring there is no headspace). Ensure the seal is correctly placed inside the lid with the PTFE coated side in contact with the sample lid	Refrigerate at 5±3°C	40mL - Take one vial per sample
	Vinyl Chloride						40mL - Take two vials per sample


Indicates a critical sample - Analysis will be cancelled if sampling criteria is not met



Organics Waste

Lab	Analysis	Bottle	Bottle Name	Preservative	Sampling Instructions	Storage Instructions	Minimum Sample Required, Exceptional Circumstances only
Organics	Formaldehyde		1L PET Bottle	None	Rinse once with water to be sampled and fill completely	Refrigerate at 5±3°C	50mL
	MCERTS Formaldehyde						
Organics	VOC		40mL Amber Glass Vial	Contains Sodium Thiosulphate	Do not rinse. Fill bottle to the top (ensuring there is no headspace). Ensure the seal is correctly placed inside the lid with the PTFE coated side in contact with the sample lid.	Refrigerate at 5±3°C	10mL
	Haloforms						10mL
Organics	Oil Identification		1L Clear Glass Bottle	None	Fill to Shoulder. Do not use bottles with "F" on cap.	Refrigerate at 5±3°C	100ml
	Hydrocarbon Oils						100ml
	GCMS						
	Fat, Oils and Grease				500ml		
	Pharmaceuticals and Priority Substances		500mL Amber Glass Bottle with Blue Lid	None	Use a steel sampling vessel. Rinse once with water to be sampled and fill completely	Refrigerate at 5±3°C	104mL (50mL for priority substances, 50mL for phenols/exothylates, 1mL each for the 4 pharmaceutical analyses)



External Organics	Total Petroleum Hydrocarbons		250mL Clear Glass Bottle ALS Bottle STL33	None	Do not rinse. Fill bottle to the top. Separate Bottle Required.	Refrigerate at 5±3°C	250ml
External Organics	Organophosphorus Pesticides		250mL Clear Glass Bottle ALS Bottle STL33	None	Do not rinse. Fill bottle to the top. Separate Bottle Required.	Refrigerate at 5±3°C	250ml
	PCBs						
	OCPs						
External Organics	PCPs		500mL Clear Glass Bottle ALS Bottle STL17	None	Do not rinse. Fill bottle to the top	Refrigerate at 5±3°C	500mL
	SVOC						




Indicates a critical sample - Analysis will be cancelled if sampling criteria is not met

Lab	Analysis	Bottle	Bottle Name	Preservative	Sampling Instructions	Storage Instructions	Minimum Sample Required, Exceptional Circumstances only
External Organics	Phenols		60mL Phenol Pot STL70	Contains 0.2mL 50% (v/v) Hydrochloric Acid	The bottles are date stamped and must be used by the expiry date shown. Do not rinse. Fill completely	Refrigerate at 5±3°C	60mL



External Organics	Dissolved Methane		40mL Clear Glass Vial ALS Bottle STL72	None	Do not rinse. Fill bottle to the top (ensuring there is no headspace). Ensure the seal is correctly placed inside the lid with the PTFE coated side in contact with the sample lid	Refrigerate at 5±3°C	40mL - Take two vials per sample
	Alcohols and Ketones						40mL - Take two vials per sample
	Acetone						
External Organics	Vinyl Chloride		40mL Clear Glass Vial ALS Bottle STL51	0.5ml Hydrochloric Acid (50% v/v solution)	Do not rinse. Fill bottle to the top (ensuring there is no headspace). Ensure the seal is correctly placed inside the lid with the PTFE coated side in contact with the sample lid.	Refrigerate at 5±3°C	40mL - Take two vials per sample


Indicates a critical sample - Analysis will be cancelled if sampling criteria is not met

Lab	Analysis	Bottle	Bottle Name	Preservative	Sampling Instructions	Storage Instructions	Minimum Sample Required, Exceptional Circumstances only
External Organics - CIP2 Analyses	Steroids		300mL Amber Glass Bottle	1.5mL Hydrochloric acid and copper nitrate	Use steel sampling vessel. Fill completely	Refrigerate at 5±3°C	300mL - Take two bottles per sample - (samplers to add AD HOC label as only one label is available)
External Organics - CIP2 Analyses	DEHP		1L Green Glass Bottle ALS Bottle ALE220	None	Use steel sampling vessel. Rinse with water to be sampled. Fill completely	Refrigerate at 5±3°C	200mL
	CYP						400mL
	HDBB						
	TBT						






External Organics - CIP2 Analyses	PFOS		500mL Plastic Bottle ALS Bottle ALE208	None	Use steel sampling vessel. Rinse once with water to be sampled. Fill completely	Refrigerate at 5±3°C	100mL
Organics	Tritium		500ML PET ALS Code STL101	None	Rinse with water to be sampled. Fill completely	Refrigerate at 5±3°C	500ml
	PFAS PFOS PFOA						250ml
External Organics - CIP2 Analyses	TXP Analysis		40mL Glass Vial ALS Bottle ALE297	20mL Acetonitrile	Use steel sampling vessel. Fill completely	Refrigerate at 5±3°C	40mL



Indicates a critical sample - Analysis will be cancelled if sampling criteria is not met






Lab	Analysis	Bottle	Bottle Name	Preservative	Sampling Instructions	Storage Instructions	Minimum Sample Required, Exceptional Circumstances only
External Organics	Red List Organics		250mL Clear Glass Bottle ALS Bottle STL33	None	Do not rinse. Fill bottle to the top. Samples for this analysis must be taken in all containers listed	Refrigerate at 5±3°C	250mL
			500mL Clear Glass Bottle ALS Bottle STL17	None	Do not rinse. Fill bottle to the top. Samples for this analysis must be taken in all containers listed		500mL

			40mL Clear Glass Vial with (50% v/v) HCl ALS Bottle STL51	Contains 0.5mL Hydrochloric Acid (50% v/v)	The bottles are date stamped and must be used by the expiry date shown. Do not rinse. Fill bottle to the top (ensuring there is no headspace). Ensure the seal is correctly placed inside the lid with the PTFE coated side in contact with the sample lid. Samples for this analysis must be taken in all containers listed		40mL - Take two vials per sample
--	--	---	---	---	--	--	----------------------------------

Indicates a critical sample - Analysis will be cancelled if sampling criteria is not met




Lab	Analysis	Bottle	Bottle Name	Preservative	Sampling Instructions	Storage Instructions	Minimum Sample Required, Exceptional Circumstances only
General Chemistry	Biological Oxygen Demand		1L PET Bottle	None	Rinse once with water to be sampled and fill completely	Refrigerate at 5±3°C	280mL
	Chemical Oxygen Demand						2mL
	Nutrients (ISP)						4mL
	Suspended Solids						200mL
	UV Transmittance						4mL
General Chemistry	Cyanide		ALS 130	2.5ml of 20% Sodium Hydroxide solution	Do not rinse, Bottles are date stamped and must be used by the expiry date shown.	Refrigerate at 5±3°C	One full container
General Chemistry	Total Organic Carbon		30mL TOC Tube	None	Rinse with water to be sampled and fill to the neck	Refrigerate at 5±3°C	30mL
	Nutrients (ISP)						4mL. Use this container instead of the 1L PET Bottle if Nutrients are required only.
External Chemistry	Anionic Detergents		250ML PET ALS Bottle STL105	None	Rinse once with water to be sampled and fill completely.	Refrigerate at 5±3°C	250ml
External Chemistry	Non-ionic detergents		500ML PET Bottle ALS Bottle STL13	None	Rinse once with water to be sampled and fill completely	Refrigerate at 5±3°C	500ml






External Chemistry	Cationic Detergents		Amber Glass Bottle ALS Bottle STL22	None	Fill to at least 100ml	Refrigerate at 5±3°C	100ml
External Chemistry	Tritium Activity		500mL PET Bottle	None	Fill bottle completely	Refrigerate at 5±3°C	500ml


Lab	Analysis	Bottle	Bottle Name	Preservative	Sampling Instructions	Storage Instructions	Minimum Sample Required, Exceptional Circumstances only
External Chemistry	Radioactivity		1L Container for Radioactivity	None	Fill completely	Refrigerate at 5±3°C	1L
External Chemistry	Sulphide		60mL Sulphide Bottle	1mL 0.5M Zinc Acetate and 1mL 0.75M Sodium Carbonate must be added	The bottles are date stamped and must be used by the expiry date shown. Do not rinse. Fill bottle until almost full. Add 1mL Sodium Carbonate (0.75M) and mix. Add 1mL Zinc Acetate (0.5M) and mix.	Refrigerate at 5±3°C	60mL
External Chemistry	Radiochemistry		5l Plastic Bottle	None	Fill to top	Refrigerate at 5±3°C	5L
External Chemistry	Radon		500mL Radon Bottle	None	Fill completely. The container, once sealed, should be inverted. The inverted bottle should not show any air. Radon analyses are only accepted on Wednesdays. Samples should not be taken earlier than a Tuesday of any given week.	Refrigerate at 5±3°C	500mL
External Chemistry	Oxidisability		500mL PET Bottle	None	Fill bottle completely	Refrigerate at 5±3°C	500mL




Indicates a critical sample - Analysis will be cancelled if sampling criteria is not met

General Chemistry Waste





Lab	Analysis	Bottle	Bottle Name	Preservative	Sampling Instructions	Storage Instructions	Minimum Sample Required, Exceptional Circumstances only
General Chemistry	Biological Oxygen Demand		1L PET Bottle	None	Rinse once with water to be sampled and fill completely	Refrigerate at 5±3°C	280mL
	Chemical Oxygen Demand						2mL
	Conductivity						100mL
	Nutrients (ISP)						4mL
	pH						100mL
	MCERTS pH						200mL
	Suspended Solids						4mL
	MCERTS Suspended Solids						
	UV Transmittance						
General Chemistry - CIP2 Analyses	MCERTS Ammonia		1L PET Bottle	None	Use a steel sampling vessel. Rinse once with water to be sampled and fill completely	Refrigerate at 5±3°C	1L
	MCERTS BODs						
	Chemical Oxygen Demand						
	Total Oxidised Nitrogen						
	Total Suspended Solids						
General Chemistry	Total Organic Carbon		30mL TOC Tube	None	Rinse with water to be sampled and fill to the neck	Refrigerate at 5±3°C	30mL
	Dissolved Organic Carbon				Rinse with water to be sampled and fill to the neck. Filtration done at lab to reduce risk of contamination		30mL
	Soluble Reactive Phosphorus				Use steel sampling vessel. Use 0.45µM filter. Rinse with water to be sampled. Fill completely		30mL
	Nutrients (ISP)				Rinse with water to be sampled and fill to the neck		4mL. Use this container instead of the 1L PET Bottle if Nutrients are required only.

Lab	Analysis	Bottle	Bottle Name	Preservative	Sampling Instructions	Storage Instructions	Minimum Sample Required, Exceptional Circumstances only
General Chemistry - CIP2 Analyses	Total Organic Carbon		30mL TOC Tube	None	Use steel sampling vessel. Rinse with water to be sampled. Fill completely	Refrigerate at 5±3°C	30mL
	Dissolved Organic Carbon				Rinse with water to be sampled and fill to the neck. Filtration done at lab to reduce risk of contamination		30mL
	Soluble Reactive Phosphorus				Use steel sampling vessel. Use 0.45µM filter. Rinse with water to be sampled. Fill completely		30mL
General Chemistry	Mixed Liquor		60mL Sterlin Pot	None	Fill to top	Refrigerate at 5±3°C	60mL
External Chemistry	MCERTS Sodium		125ml PP Bottle United Utilities Bottle D10	None	Check bottle is within expiry date. Fill to line. Write Na on lid.	Refrigerate at 5±3°C	120ml
External Chemistry	Anionic Detergents		250ml PET ALS Code STL105	None	Rinse once with water to be sampled and fill completely.	Refrigerate at 5±3°C	
External Chemistry	Cationic Detergents		250ml Amber Glass ALS Bottle STL22	None	Ensure that the seal is correctly in place inside the lid with the PTFE coated side in contact with the sample liquid	Refrigerate at 5±3°C	250ml

External Chemistry	Non-ionic Detergents		1L PET	None	Rinse once with water to be sampled and fill completely.	Refrigerate at $5\pm 3^{\circ}\text{C}$	1L
	Fluoride						200mL
	Kjeldahl Nitrogen, Total Nitrogen						200mL
	MCERTS Chloride						1L




Lab	Analysis	Bottle	Bottle Name	Preservative	Sampling Instructions	Storage Instructions	Minimum Sample Required, Exceptional Circumstances only
External Chemistry	Sulphide		60mL Sulphide Bottle STL480	1mL 0.5M Zinc Acetate and 1mL 0.75M Sodium Carbonate must be added	The bottles are date stamped and must be used by the expiry date shown. Do not rinse. Fill bottle until almost full. Add 1mL Sodium Carbonate (0.75M) and mix. Add 1mL Zinc Acetate (0.5M) and mix.	Refrigerate at 5±3°C	60mL
External Chemistry	Total Cyanide		60mL Cyanide Bottle (Orange Sticker on Lid) STL071	Contains 3mL of 1M Sodium Hydroxide	The bottles are date stamped and must be used by the expiry date shown. Do not rinse. Fill completely and exclude air	Refrigerate at 5±3°C	60mL
	Free Cyanide						
	MCERTs Cyanide						
External Chemistry - CIP2 Analyses	Sulphide		100mL Plastic Pot	1ml Zinc acetate	Use plastic sampling vessel. Fill completely	Refrigerate at 5±3°C	100mL
Indicates a critical sample - Analysis will be cancelled if sampling criteria is not met							



Metals Potables




Lab	Analysis	Bottle	Bottle Name	Preservative	Sampling Instructions	Storage Instructions	Minimum Sample Required, Exceptional Circumstances only
Metals	Metals Analysis		120mL Metals Pot with white lid	None	Do not rinse. Fill to 100mL. Fill completely if Boron is required	Refrigerate at 5±3°C	20mL
	Phosphorus				Do not rinse. Fill to 100mL.		20mL
	Soluble Metals Analysis				Separate pot required. Filter 20 to 100mL of sample through a 0.45µM filter		20mL
	Semi-quantitative Screening				Separate pot required. Do not rinse. Fill to 100mL		100mL
	Miscellaneous Objects				Separate pot required. Do not rinse. Fill to 100mL		100mL
Metals	1st/2nd Draw, Stagnation		1L Polypropylene Bottle	None	Do not rinse. Fill to shoulder	Refrigerate at 5±3°C	10mL
	Soluble 1st/2nd Draw, Stagnation		125ml Polypropylene Bottle	None	Do not rinse. Filter 20ml of sample from 1L polypropylene bottle.	Refrigerate at 5±3°C	10mL
Metals	Mercury and Selenium		120mL Metals Pot with Green lid	None	Do not rinse. Fill to neck	Refrigerate at 5±3°C	100mL

Indicates a critical sample - Analysis will be cancelled if sampling criteria is not met

Metals Waste

Lab	Analysis	Bottle	Bottle Name	Preservative	Sampling Instructions	Storage Instructions	Minimum Sample Required, Exceptional Circumstances only
Metals	Metals Analysis		120mL Metals Pot with white lid	None	Do not rinse. Fill to 100mL. Fill completely if Boron is required	Refrigerate at 5±3°C	20mL
	Phosphorus				Do not rinse. Fill to 100mL		100mL
	Semi-quantitative Screening				Separate pot required. Do not rinse. Fill to 100mL		100mL
	Selenium				Separate pot required. Do not rinse. Fill to 100mL. Label Pot with "SE".		100mL
	Tin				Separate pot required. Do not rinse. Fill to 100mL. Label Pot with "SN".		100mL
	MCERTS Metals				Do not rinse. Fill to 100mL.		100mL
	Mercury		120ml Green Lid Metals Pot	None	Separate pot required. Fill container to exclude air. Label pot with "Hg"	Refrigerate at 5±3°C	100ml
Metals - CIP2 Analyses	Soluble Phosphorus		120mL Metals Pot with white lid	None	Use a plastic sampling vessel. Filter through 0.45µM filter. Rinse once with water to be sampled and fill completely	Refrigerate at 5±3°C	120mL
	Soluble Metals Analysis						40mL
External Metals	Hexavalent Chromium		1L PET Bottle	None	Rinse once with water to be sampled and fill completely	Refrigerate at 5±3°C	200mL

External Metals	Silver		120mL Metals Pot with white lid	None	Separate pot required. Fill container to exclude air. Label pot with "Ag"	Refrigerate at 5±3°C	120mL
	MCERTS Vanadium				Fill container to exclude air		120mL
External Metals	MCERTS Sodium		120mL Metals Pot with White Lid	None	Fill container to exclude air	Refrigerate at 5±3°C	120mL

Lab	Analysis	Bottle	Bottle Name	Preservative	Sampling Instructions	Storage Instructions	Minimum Sample Required, Exceptional Circumstances only
External Metals - CIP2 Analyses	MCERTS Mercury		60mL Clear Glass Bottle ALS Bottle ALS026	Contains 0.3ml Potassium Bromate and 0.3mL Hydrochloric Acid	The bottles are date stamped and must be used by the expiry date shown. Do not rinse. Remove lid just before sampling. Slowly fill bottle to the neck, to exclude air	Refrigerate at 5±3°C	60mL
External Metals - CIP2 Analyses	Reactive Aluminium		100mL Plastic Pot - ALE502	None	Use plastic sampling vessel. Purge 20mL of the sample through each 0.45µm filter needed, before syringe filtering into the bottle. Rinse once with water to be sampled and fill completely	Refrigerate at 5±3°C	50mL
External Metals - CIP2 Analyses	Low level dissolved Mercury		125mL Plastic Pot	5mL Hydrochloric acid	Use plastic sampling vessel. Purge 20mL of the sample through each 0.45µm filter needed, before syringe filtering into the bottle. Rinse once with water to be sampled and fill completely	Refrigerate at 5±3°C	125mL
	Low level Mercury total				Fill completely		125mL

Indicates a critical sample - Analysis will be cancelled if sampling criteria is not met

Sludge and Soils

Lab	Analysis	Bottle	Bottle Name	Preservative	Sampling Instructions	Storage Instructions	Minimum Sample Required, Exceptional Circumstances only
Sludge and Soils	Alkalinity		500mL Sludge Bottle	None	Do not rinse. Fill to the shoulder	Refrigerate at 5±3°C	500g (for sludge cake), 500mL (for liquid sludges)
	Aluminium						
	Ammoniacal Nitrogen						
	Arsenic						
	Cadmium						
	Calcium						
	Chromium						
	Copper						
	Dry and Volatile Solids						
	Fluoride						
	Iron						
	Lead						
	Magnesium						
	Manganese						
	Mercury						
	Molybdenum						
	N Sludge						
	Neutralising Value						
	Nickel						
	P Sludge						
pH							
Potassium							
Selenium							
Sulphur							
Volatile Acids							
Zinc							
Sludge and Soils	Arsenic		Sealed Plastic Bag	None	Keep Sealed	Store at ambient temperatures	500g
	Cadmium						
	Chromium						
	Copper						
	Fluoride						
	Lead						
	Magnesium						
	Mercury						
	Molybdenum						
	Nickel						
	pH						
	Phosphorus						
	Potassium						
	Selenium						
Zinc							
External Sludge and Soils	Particle Size		500mL Sludge Bottle	None	Do not rinse. Fill to the shoulder	Refrigerate at 5±3°C	500g (for sludge cake), 500mL (for liquid sludges)
	Sludge Mercury						
	P Sludge						
	N Sludge						